

# AKSESIBILITAS UNTUK SEMUA

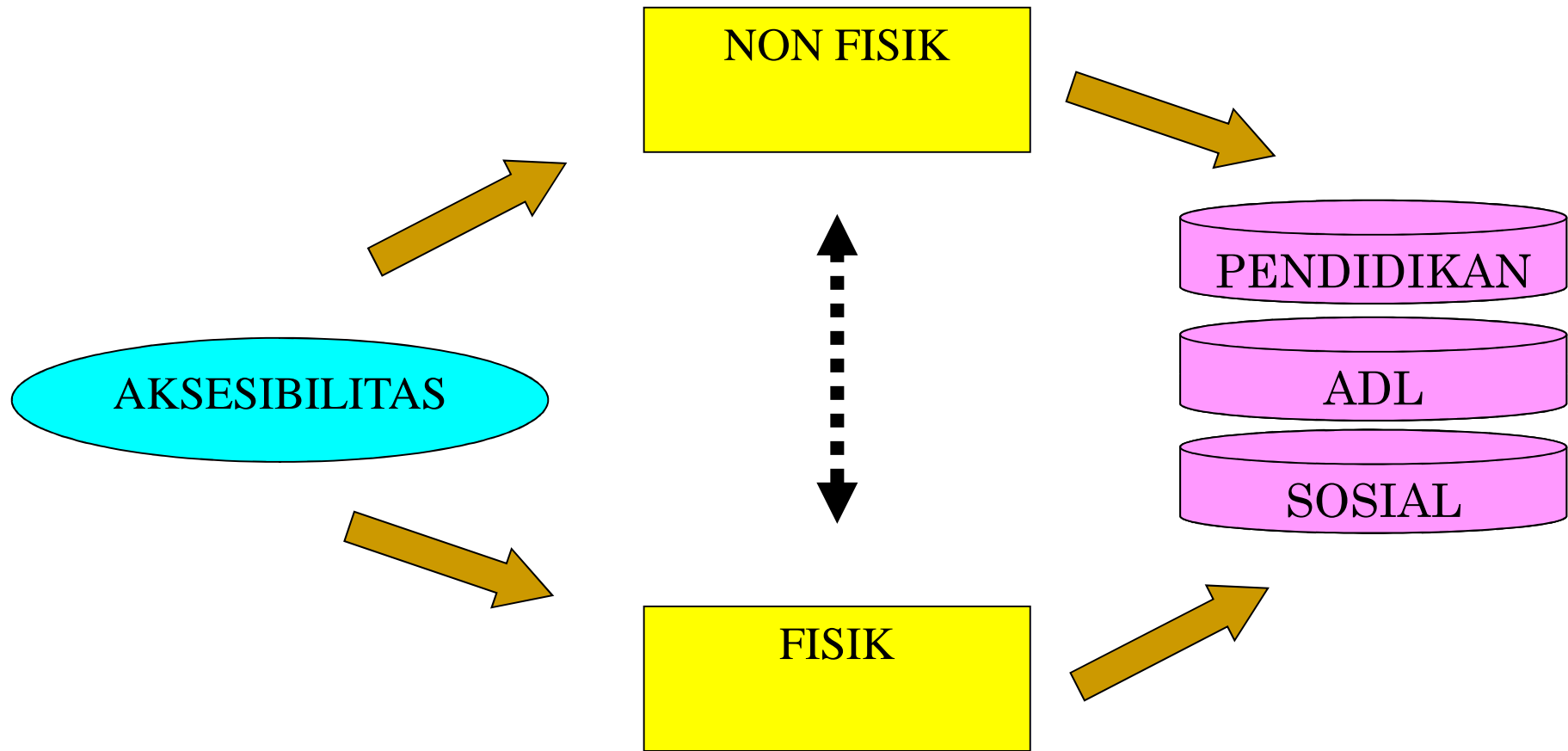
Oleh:  
Djadja Rahardja

JURUSAN PENDIDIKAN LUAR BIASA  
FAKULTAS ILMU PENDIDIKAN  
UNIVERSITAS PENDIDIKAN INDONESIA  
2008

# ACCESSIBILITY

- CONVENIENCE
- EASE OF ACCESS
- EASE OF UNDERSTANDING
- USER-FRIENDLINESS
- EASE OF USE

**Aksesibilitas** merupakan suatu istilah yang dipergunakan untuk menggambarkan seberapa jauh suatu produk (misalnya: alat, pelayanan, lingkungan) secara memungkinkan dapat diakses oleh semua orang.



# AKSES PENDIDIKAN

- SEGEGRASI
- INTEGRASI
- INKLUSI

# COMPUTER ASSISTIVE TECHNOLOGY

- Input modifications: standard keyboard, alternative keyboard, voice recognition software, or typing with an eyebrow.
- Processing aids: word prediction program.
- Output Modifications: speech synthesizers, printers can also be modified to allow large size fonts.

**DAHULUKAN ORANG TUA,  
WANITA HAMIL, DAN  
PENYANDANG CACAT**

**SEMUA ANAK TANPA  
TERKECUALI BERHAK  
MENDAPATKAN PENDIDIKAN  
YANG BERKUALITAS**

## 7.1 Car Parking

- 7.1a) Car park for wheelchair users
- 7.1b) Accessible carpark near lift lobby
- 7.1c) Information and signage have luminous contrast



7.1a)



7.1b)



7.1c)

## 7.2 Outdoor furniture

- 7.2a) Bench with side space for wheelchair users
- 7.2b) Channel covers that do not trap wheels or crutches
- 7.2c) Brightly coloured vegetation on inclined plane
- 7.2d) Braille street name and stop button at road crossing
- 7.2e) Turning gate access at park entrance
- 7.2f) Turning gate in use
- 7.2g) Bollard with reflector
- 7.2h) Shoulder exercise wheels
- 7.2i) Foot exercise steps



7.2a)



7.2b)



7.2c)



7.2d)



7.2e)



7.2f)



7.2g)



7.2h)



7.2i)



## 7.3 Way finding and Signage

7.3.a) Signage for various facilities



7.3.a)

7.3.b) Signage for swimming pool



7.3.b)

7.3.c) Clear signs in carpark



7.3.c)

7.3.d) Information display



7.3.d)

7.3.e) Signage for women disabled toilet



7.3.e)

7.3.f) Sculpture with braille and display description



7.3.f)

7.3.g) Interactive signage



7.3.g)

7.3.h) Braille and display sign for flush toilet instructions



7.3.h)

7.3.i) Display and braille toilet sign



7.3.i)

7.3.j) Clear signage for special needs



7.3.j)

7.3.k) Street sign with map



7.3.k)

7.3.l) Braille information on handrail



7.3.l)

## 7.4 Maps and directories

7.4a) Clear floor directory with handrail guide

7.4b) Map with contrasting colour

7.4c) Using building model as map

7.4d) 3-dimensional map for viewing and touching

7.4e) Braille map with directory

7.4f) Braille information

7.4g) Braille map

7.4h) Model with Braille

7.4i) Directory with colour coding

7.4j) Flooring directory with colour coding

7.4k) Braille street map outside train station

7.4l) Braille map and raised signs



7.4a)



7.4b)



7.4c)



7.4d)



7.4e)



7.4f)



7.4g)



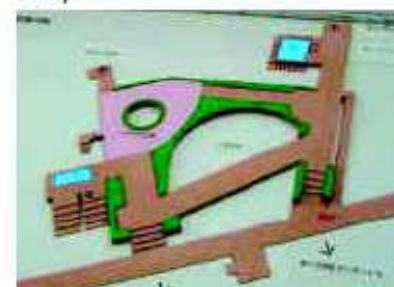
7.4h)



7.4i)



7.4j)



7.4k)



7.4l)

## 7.4 Maps and directories

- 7.4m) Display and braille map
- 7.4n) Comprehensive directory
- 7.4o) Display and braille layout at toilet entrance
- 7.4p) Seating plan with accessible spaces clearly indicated



7.4m)



7.4n)



7.4o)

## 7.5 Doors and hardware

- 7.5a) Touch open doors with floor pattern directing access
- 7.5b) Security viewing eyes at two heights
- 7.5c) Push button for opening door
- 7.5d) Automatic door with push button
- 7.5e) Automatic door with push button
- 7.5f) Door with low to high glazing
- 7.5g) Door stopper for double action swing toilet door
- 7.5h) Door lever handle without sharp corner



7.4p)



7.5a)



7.5b)



7.5c)



7.5d)



7.5e)



7.5f)



7.5g)



7.5h)

## 7.5 Doors and hardware

- 7.5i) Sliding door without protruding into corridor
- 7.5j) Easily operated locking device and contrasting handle
- 7.5k) Entrance call button with two heights
- 7.5l) Conspicuous entrance doorway



7.5i)



7.5j)



7.5k)

## 7.6 Tactile surfaces

- 7.6a) Tactile path leading to braille map
- 7.6b) Tactile path leading to lift
- 7.6c) Tactile with non-slip insert
- 7.6d) Directional, positional and warning pattern
- 7.6e) Directional sign on handrail
- 7.6f) Tactile floral graphics on wall
- 7.6g) Tactile walk in garden
- 7.6h) Continuous tactile path on manhole cover



7.5l)



7.6a)



7.6b)



7.6c)



7.6d)



7.6e)



7.6f)



7.6g)



7.6h)

## 7.7 Ramps and dropped kerbs

7.7a) Ramp and stairs



7.7a)

7.7b) Ramp with tactile warning at landing



7.7b)

7.7c) Ramp with tactile warning



7.7c)

7.7d) Sloping ground connecting to street



7.7d)

7.7f) Drop kerb at road crossing



7.7e)

7.7g) Drop kerb at lay-by to accessible entrance



7.7f)

7.7h) Ramped foot bath to swimming pool



7.7g)

7.7i) Ramp as major pathway in a park



7.7h)

7.7j) Ramp leading to cycle track



7.7i)

7.7k) Ramped lookout tower



7.7j)

7.7l) Access space to ramp



7.7k)



7.7l)

## 7.8 Stairways

- 7.8a) Central handrail at wide stairway
- 7.8b) Stairway with directional guide
- 7.8c) Contrasting nosing
- 7.8d) Contrasting nosing, tactile and handrail
- 7.8e) External stairway with contrasting nosing and side footlight
- 7.8f) Contrasting nosing and handrails for adult and child
- 7.8g) Staircase with handrail guide
- 7.8h) Staircase with contrasting nosing



7.8a)



7.8b)



7.8c)



7.8d)



7.8e)



7.8f)

## 7.9 Handrails

- 7.9a) High and low handrails at staircase
- 7.9b) High and low handrails at corridor
- 7.9c) Raised sign on handrail indicating wall sign above
- 7.9d) Contrasting colour at end and raised directional sign



7.9a)



7.9b)



7.9c)



7.9d)



7.9c)



7.9d)

## 7.10 Lifts and platform lifts

- 7.10a) Accessible Lift
- 7.10b) Designated lift for persons of special needs
- 7.10c) Lift for access to foot bridge
- 7.10d) Accessible Lift
- 7.10e) Lift with tactile warning
- 7.10f) Display and vocal information and foot buttons
- 7.10g) Platform lift to stage in a hall
- 7.10h) Lift buttons with braille sign and extended open button



7.10a)



7.10b)



7.10c)



7.10d)



7.10e)




7.10f)

## 7.11 Building services

### installations

- 7.11a) Low level public telephone
- 7.11b) Recessed side footlight at ramp
- 7.11c) Footlight in auditorium
- 7.11d) Light fitting alongside tactile path



7.10g)



7.10h)



7.11a)



7.11b)



7.11c)



7.11d)

## 7.11 Building services installations

- 7.11e) Lamp switches at low level
- 7.11f) Fire hose reel coordinated with continuous handrail
- 7.11g) Visual display with audio information
- 7.11h) Braille map with vocal information
- 7.11i) Wide access gate for wheelchair users
- 7.11j) Floor exit sign
- 7.11k) Induction loop system
- 7.11l) Help phone



7.11e)



7.11f)



7.11g)



7.11h)



7.11i)



7.11j)

## 7.12 Sanitary facilities

- 7.12a) Water closet with backrest
- 7.12b) Toilet for persons with a disability
- 7.12c) Assisted handrail and emergency call bell
- 7.12d) Water closet and seat rim and cover in different colours



7.11k)



7.11l)



7.12a)



7.12b)



7.12c)



7.12d)



## 7.13 Counters

7.13a) Removable chairs

7.13b) Low counter with tactile guide path

7.13c) Kneespace for wheelchair user

7.13d) High and low counter

7.13e) Protruding low counter top

7.13f) Counter edge with upstand for holding walking sticks and alike

7.13g) High and low counter with tactile

7.13h) Protruding counter top with notches for holding crutches



7.13a)



7.13b)



7.13c)



7.13d)



7.13e)



7.13f)

## 7.14 Fixed seating venues

7.14a) Space for wheelchair users in a theatre

7.14b) Ramp as the means of access in an auditorium

7.14c) Detachable seats with flooring convertible to a leveled floor surface

7.14d) Footlight at pathway in an auditorium



7.13g)



7.13h)



7.14a)



7.14b)



7.14c)



7.14d)

## 7.15 Furniture and equipment

7.15a) Cut out at table for holding handbags, crutches and alike



7.15a)

7.15b) Chair hoist at swimming pool for swimmers with a disability



7.15b)

7.15c) Chair hoist for transfer of user from changing room to pool



7.15c)

7.15d) Foldable bench for dual-use by wheelchair users



7.15d)

7.15e) No-fire kitchen with electromagnetic cooking stove



7.15e)

7.15f) Closet with cloth rail lowered down by hook



7.15f)

7.15g) Mobile umbrella rack with sloping face



7.15g)

7.15h) Double display screens for sitting user and standing audience



7.15h)

7.15i) Drinking fountains recessed from passageway



7.15i)

7.15j) Drinking fountains with braille sign button



7.15j)

7.15k) Computer facility for visually impaired



7.15k)

7.15l) Vending machine with low height control



7.15l)

## 7.16 Other facilities

7.16a) Interactive equipment fixed at two heights



7.16a)

7.16b) Buttons with braille sign and a dot at centre number "5"



7.16b)

7.16c) Refuge area for temporary shelter during emergency



7.16c)

7.16d) Wheelchair space and companion seat together



7.16d)

7.16e) Nursery room



7.16e)

7.16f) Wheelchair and baby stroller rental service



7.16f)

7.16g) Space for wheelchair inside entrance lobby



7.16g)

7.16h) Braille information on ticketing machine



7.16h)