



ertumbuhan

Kuliah ke 12, 3 Desember 2009
Erry Sukriah, SE, MSE



Gross Domestic Produk (GDP)/ Produk Domestik Bruto (PDB)



3 Pendekatan perhitungan GDP

- Expenditure Approach


$$Y = C + I + G + NX$$

- Income Approach

$$Y = \text{wages} + \text{Interest} + \text{rent} + \text{Deviden} + \text{Laba}$$

- Sectoral Approach

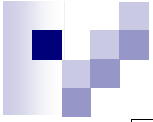
$$Y = \sum (\text{9 sektor perekonomian})$$



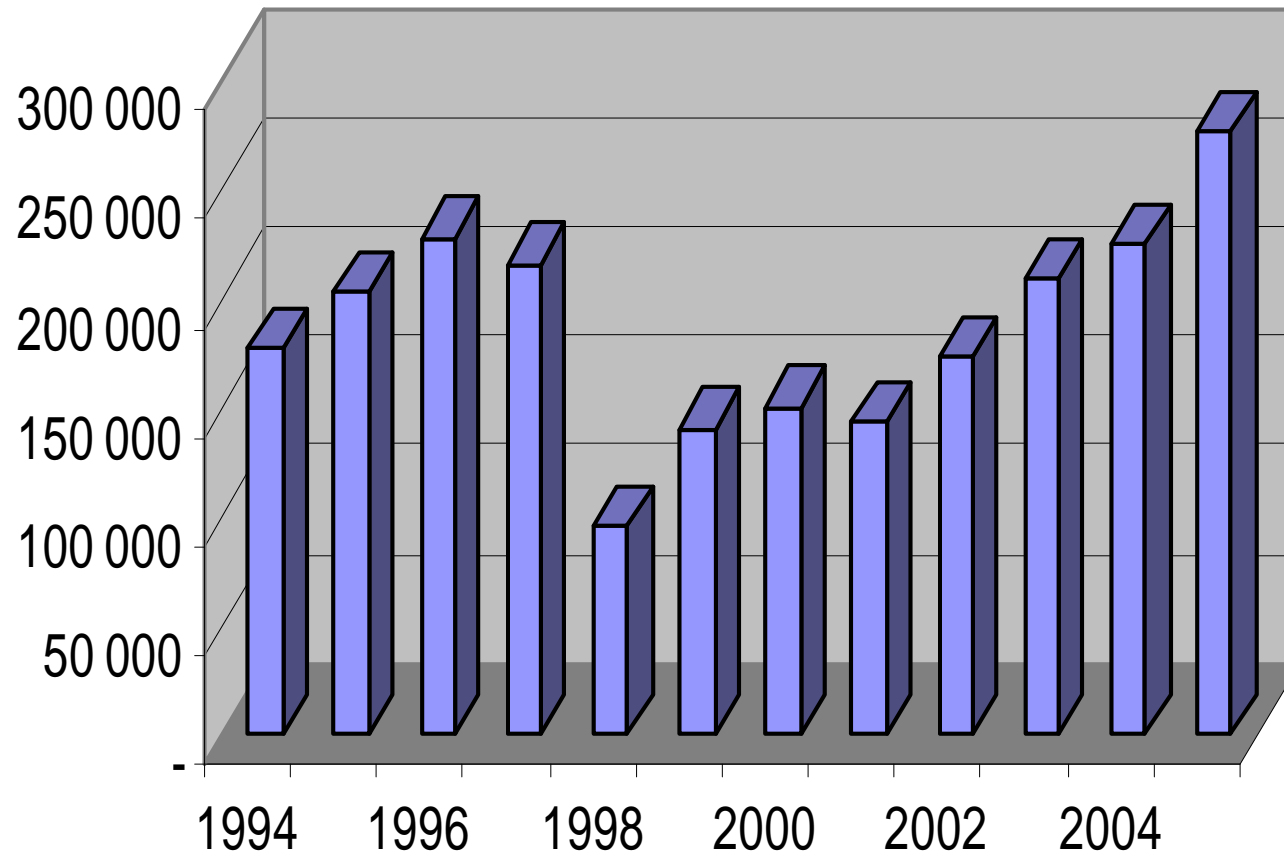
Sektor-sektor dalam perekonomian

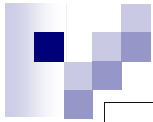
9 sektor perekonomian :

- Sektor Pertanian
- Sektor pertambangan dan Penggalian
- Sektor industri
- Sektor Listrik, gas dan air bersih
- Sektor Bangunan/konstruksi
- Sektor perdagangan, hotel dan restoran
- Sektor pengangkutan dan telekomunikasi
- Sektor Keuangan, persewaan, dan jasa perusahaan
- Sektor jasa-jasa lainnya

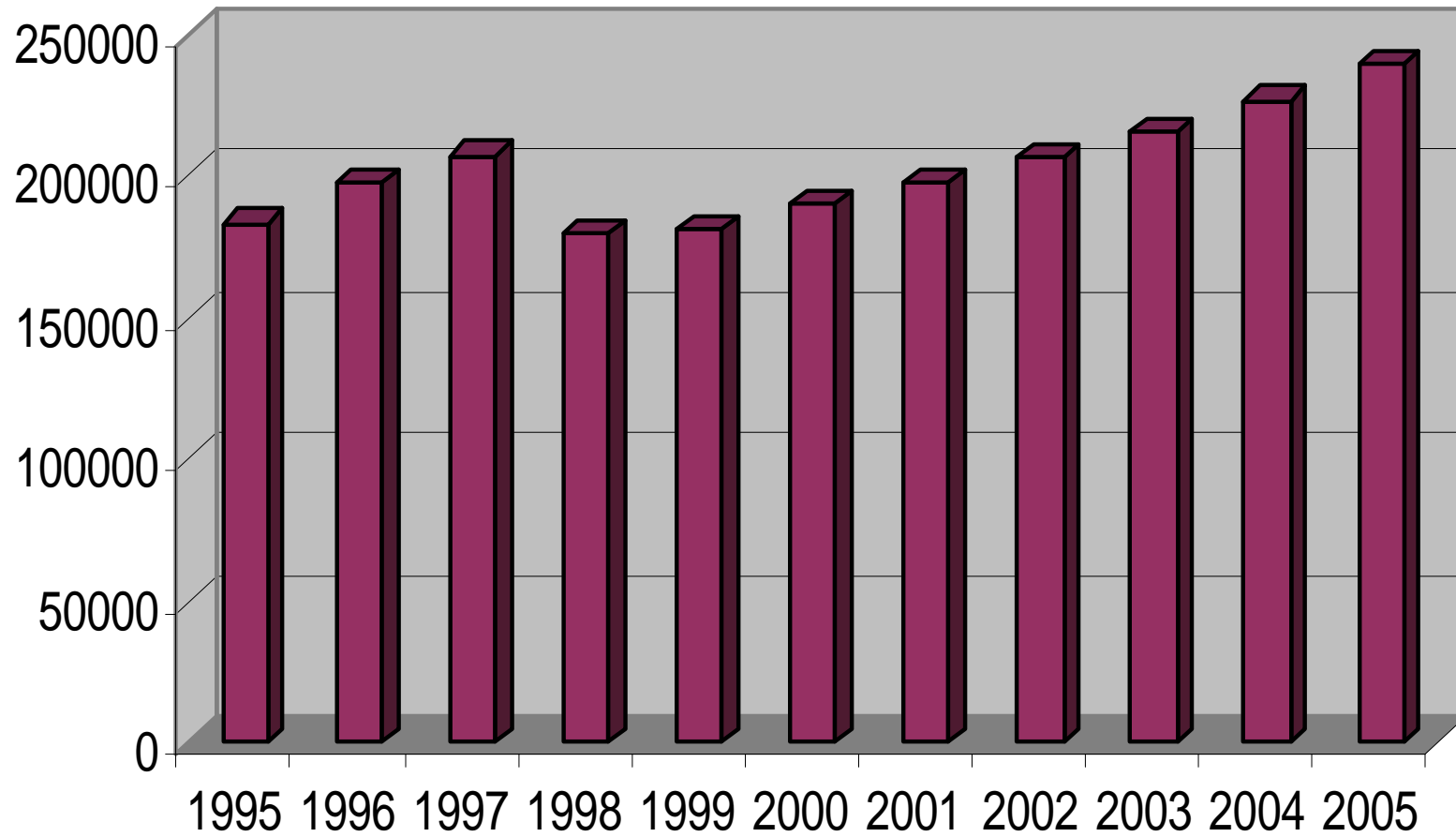



Perkembangan GDP nominal Indonesia






Perkembangan GDP konstan Indonesia



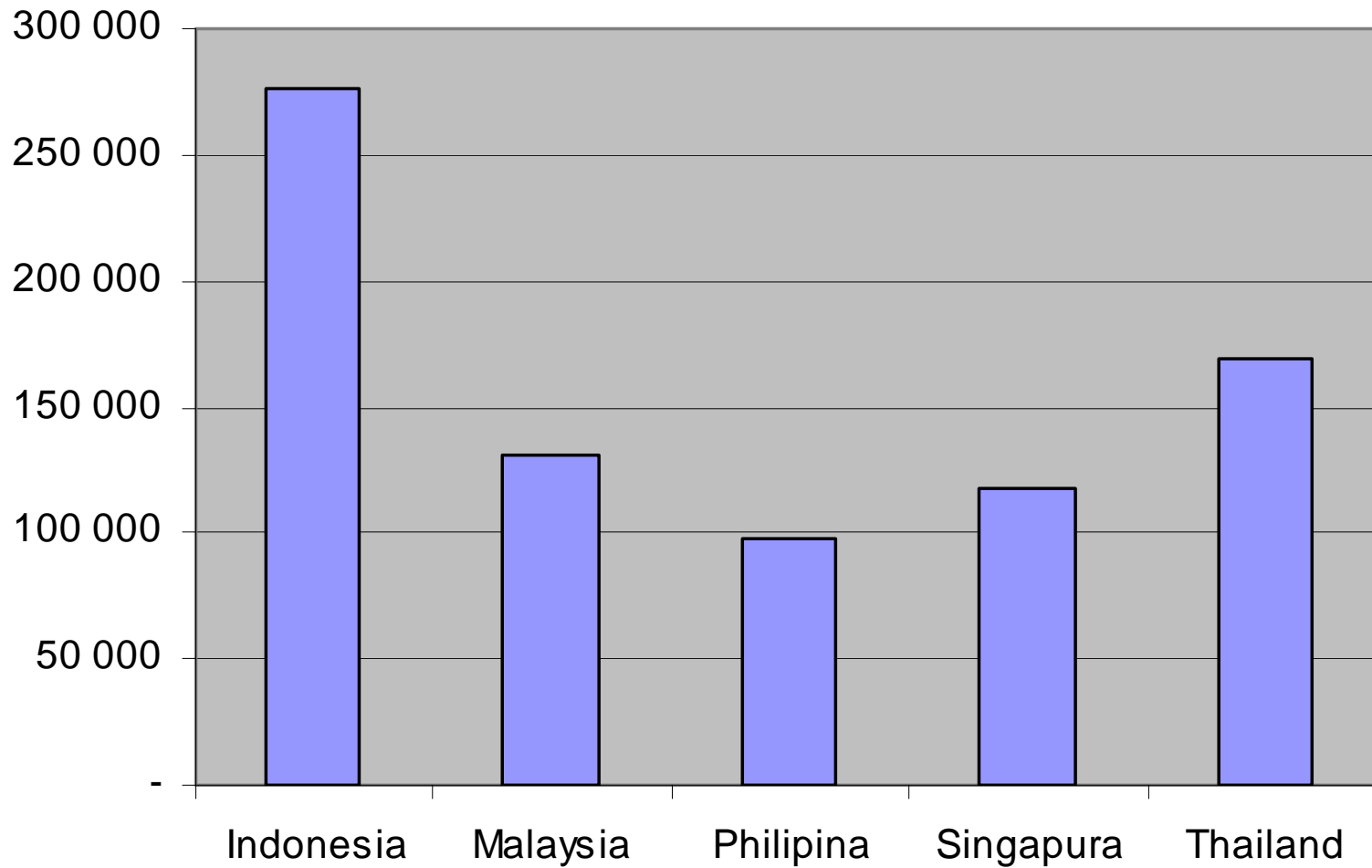



Proporsi Sektor/Subsektor terhadap PDRB Kota Cimahi (ADHK TD-2000)

variabel	2003	2004	2005	2006	2007
Pertanian	0.19%	0.19%	0.18%	0.16%	0.16%
Pertambangan dan Penggalian	0.00%	0.00%	0.00%	0.00%	0.00%
Industri	64.05%	64.10%	62.57%	61.91%	61.43%
Listrik, gas, dan air bersih	3.82%	3.80%	3.72%	3.71%	3.74%
bangunan/konstruksi	6.48%	6.38%	6.19%	6.16%	6.18%
perdagangan hotel, dan resoran	18.45%	18.45%	18.24%	18.85%	19.20%
pengangkutan dan telekomunikasi	1.55%	1.57%	1.52%	1.55%	1.54%
keuangan, persewaan dan jasa perusahaan	1.90%	1.91%	1.87%	1.84%	1.90%
jasa-jasa	3.56%	3.59%	5.71%	5.82%	5.85%

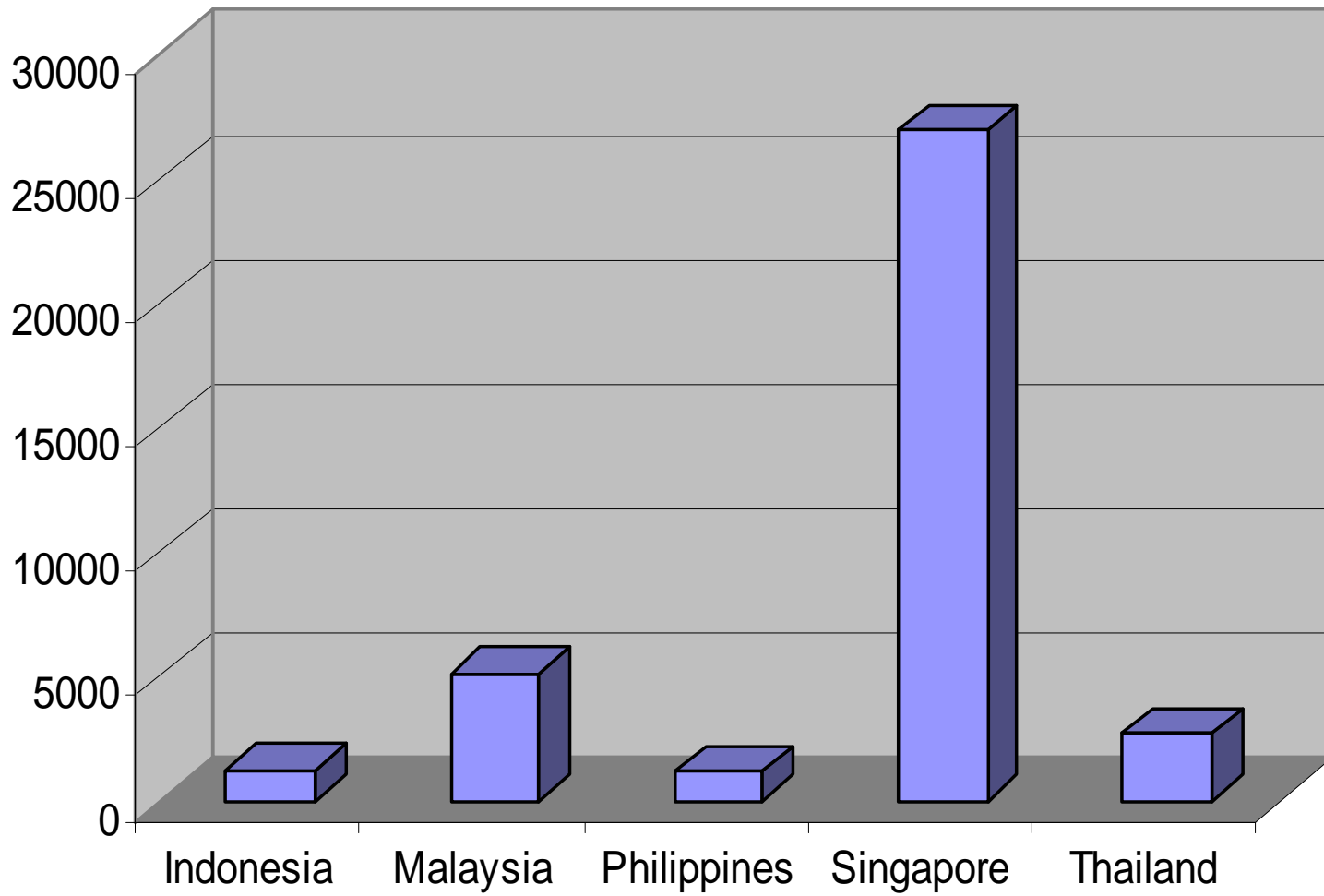



GDP 5 negara ASEAN, 2005





GDP perkapita 5 Negara ASEAN, 2005



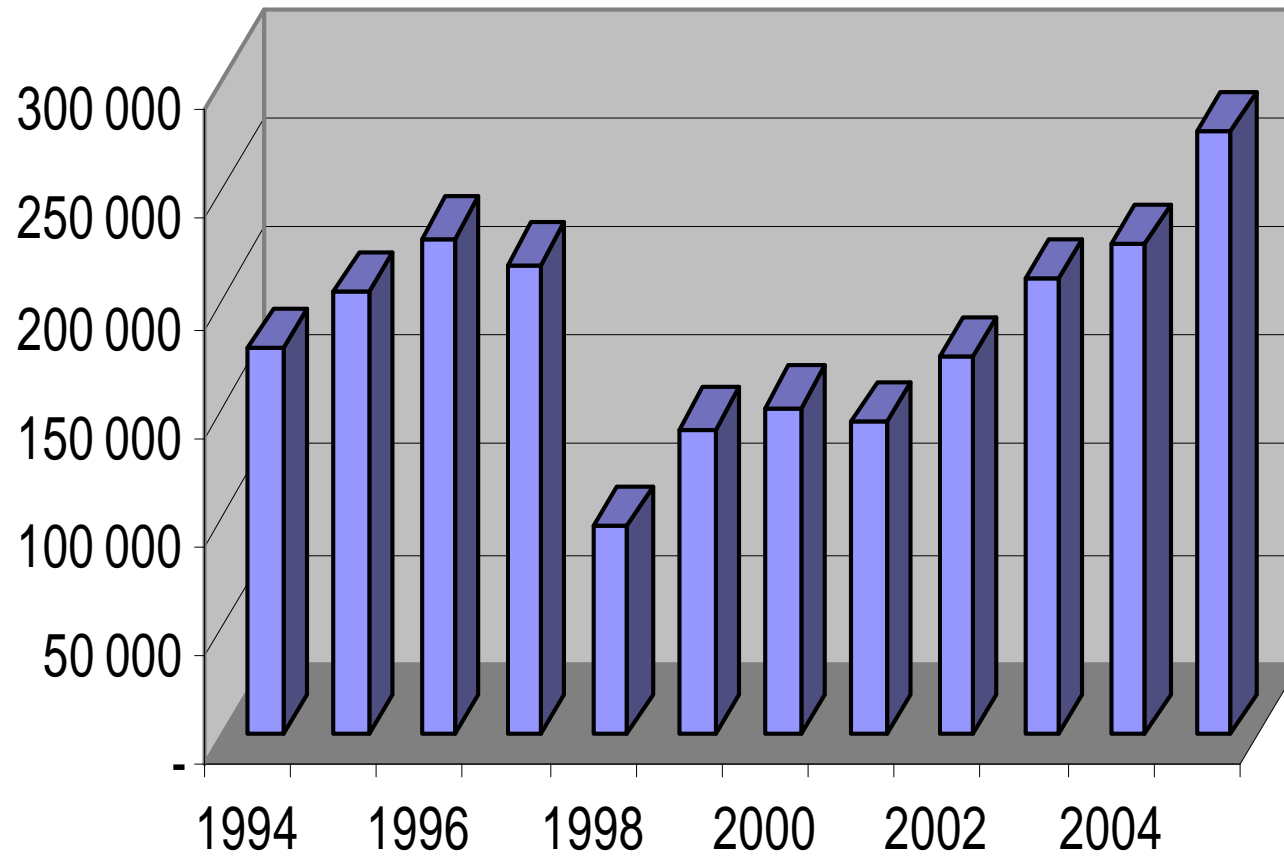



GDP per Kapita

- Adalah pendapatan rata-rata penduduk di suatu negara
- Mencerminkan tingkat kesejahteraan suatu negara
- $\text{GDP perkapita} = \frac{\text{PDB}}{\text{Penduduk}}$

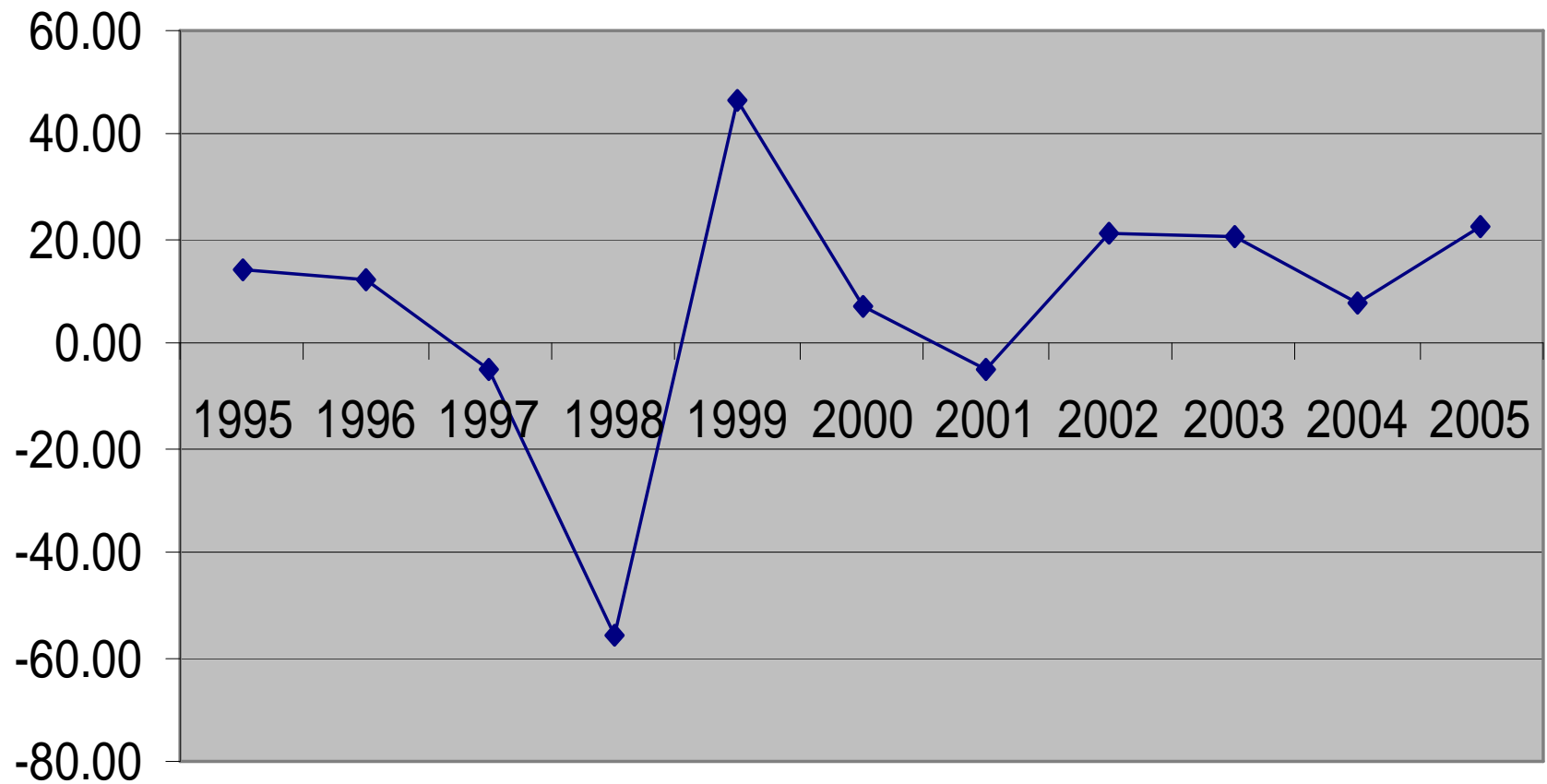



Perkembangan GDP nominal Indonesia






Pertumbuhan GDP Indonesia





Pertumbuhan GDP

- Menunjukkan sejauh mana aktivitas perekonomian akan menghasilkan tambahan pendapatan masyarakat pada suatu periode tertentu
- GDP growth = $\frac{PDB_t - PDB_{t-1}}{PDB_{t-1}} \times 100\%$



[REDACTED]	
2004	111,353
2005	112,701
2006	114,270
2007	115,335
2008	117,213

