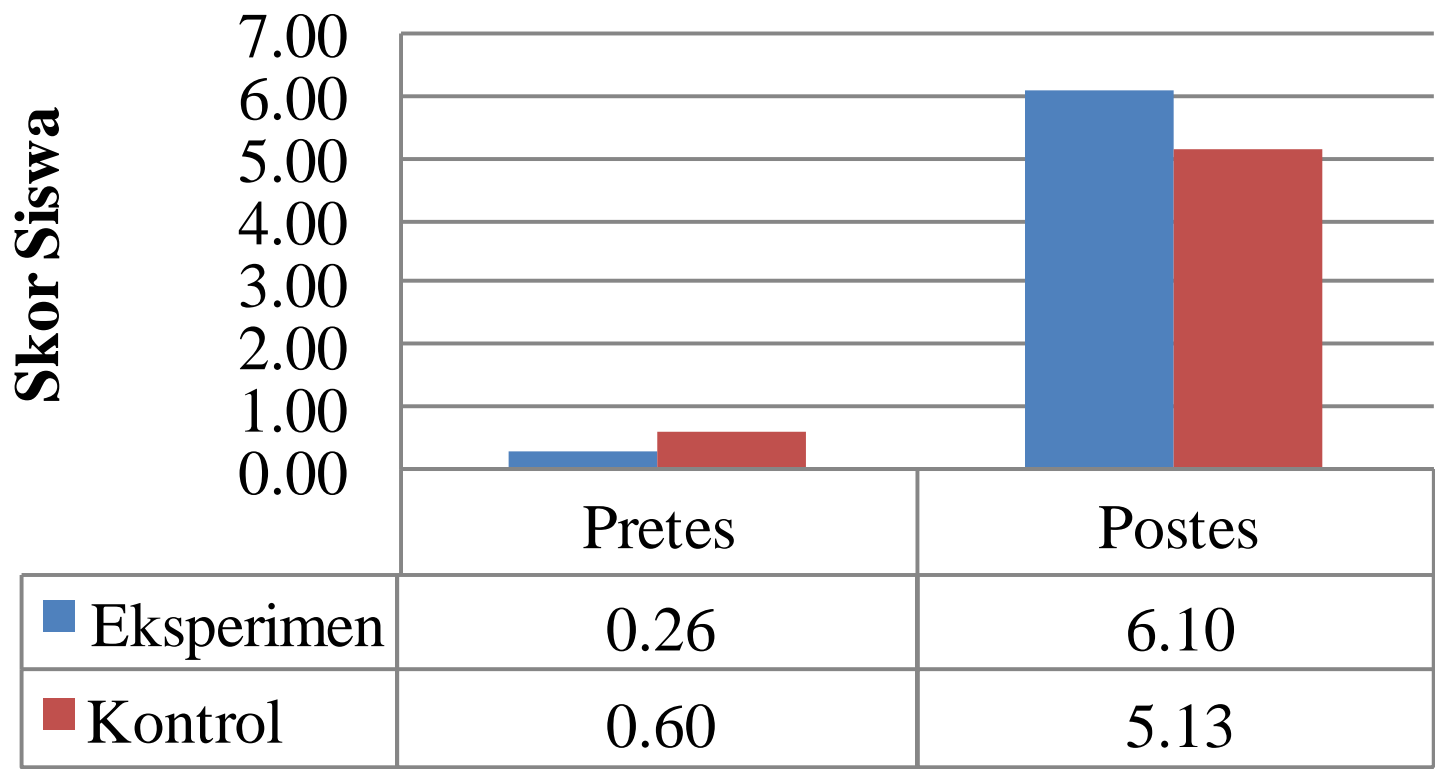


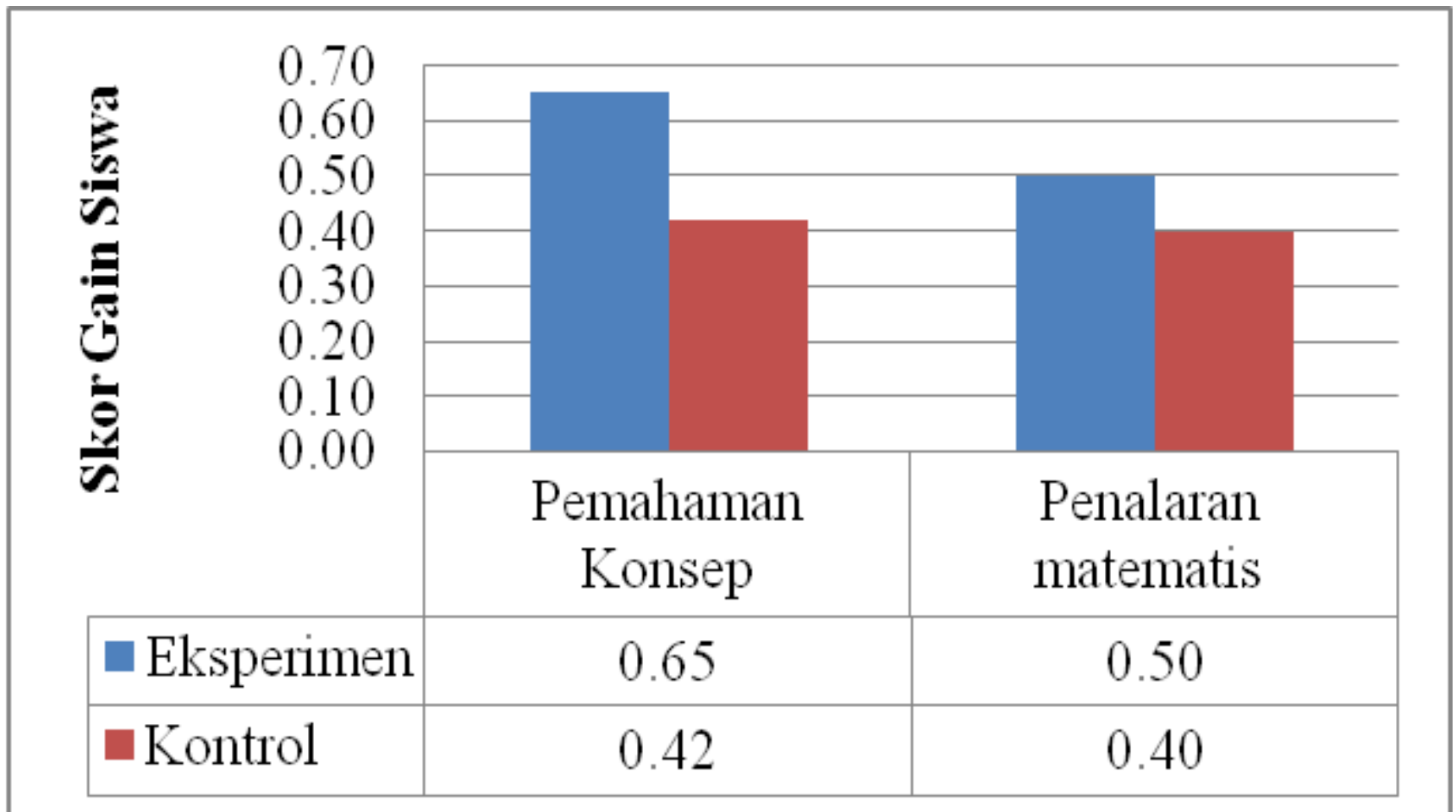
**Skor Rata-rata Pretes dan Postes
Kemampuan Pemahaman Konsep**



**Rata-rata Skor Pretes dan Postes
Kemampuan Penalaran Matematis**

UJI KESAMAAN RERATA KEMAMPUAN AWAL

| Kemampuan | Kelompok | Uji Normalitas | Uji Kesamaan Rerata |
|---------------------|------------|----------------|---------------------|
| Pemahaman Konsep | Eksperimen | Tidak normal | Terdapat perbedaan |
| | Kontrol | Tidak normal | |
| Penalaran Matematis | Eksperimen | Tidak normal | Terdapat perbedaan |
| | Kontrol | Tidak normal | |



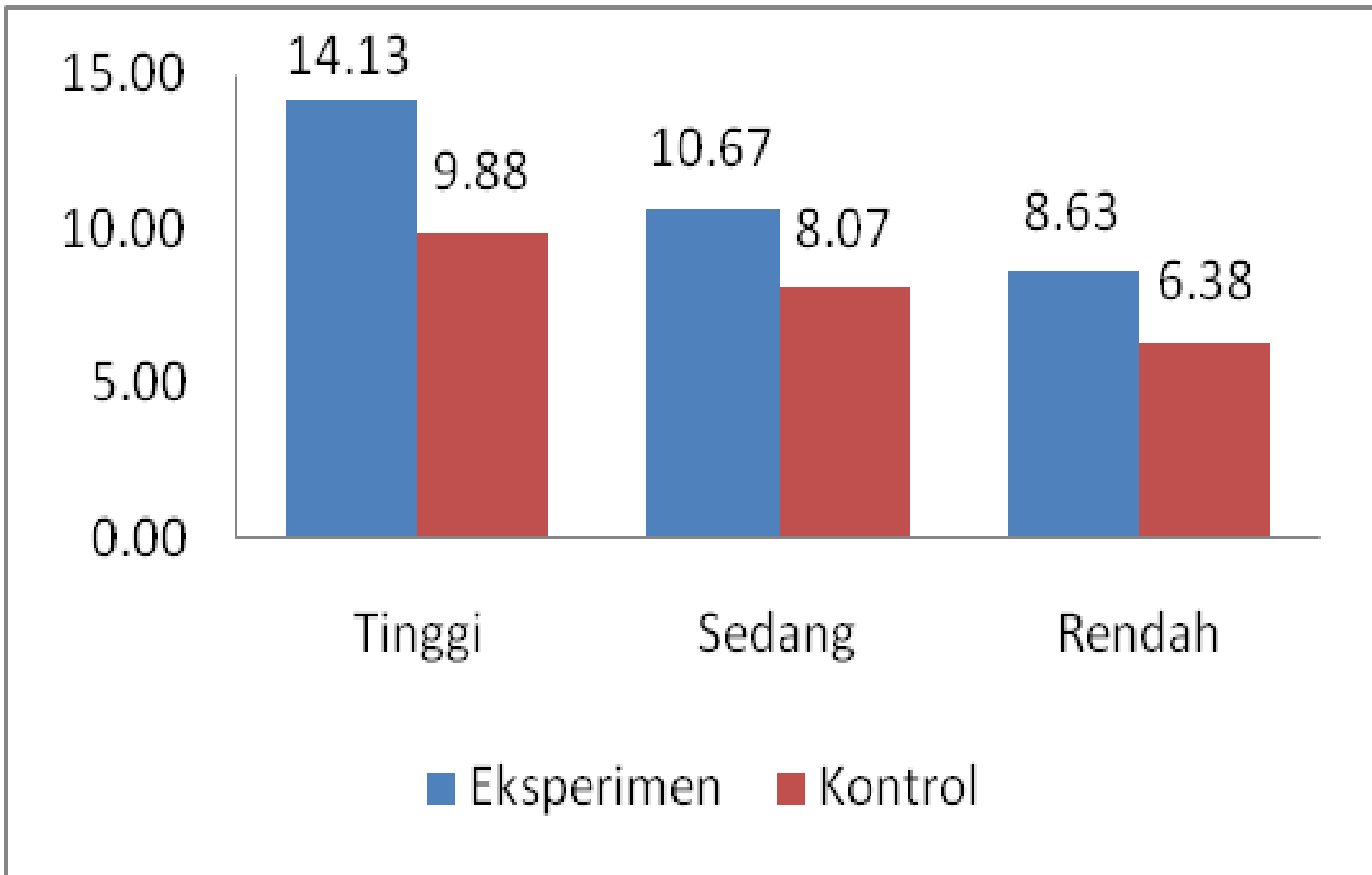
**Rata-rata Skor Gain Ternormalisasi
Kemampuan Pemahaman Konsep & Kemampuan Penalaran Matematis**

UJI HIPOTESIS

| Peningkatan Kemampuan | Kelompok | Uji Normalitas | Uji Homogenitas | Uji Hipotesis |
|-----------------------|------------|----------------|-----------------|-----------------------|
| Pemahaman Konsep | Eksperimen | Normal | Homogen | Hipotesis nol ditolak |
| | Kontrol | Normal | | |
| Penalaran Matematis | Eksperimen | Normal | Homogen | Hipotesis nol ditolak |
| | Kontrol | Normal | | |

Ketuntasan Belajar Siswa Kelas Eksperimen

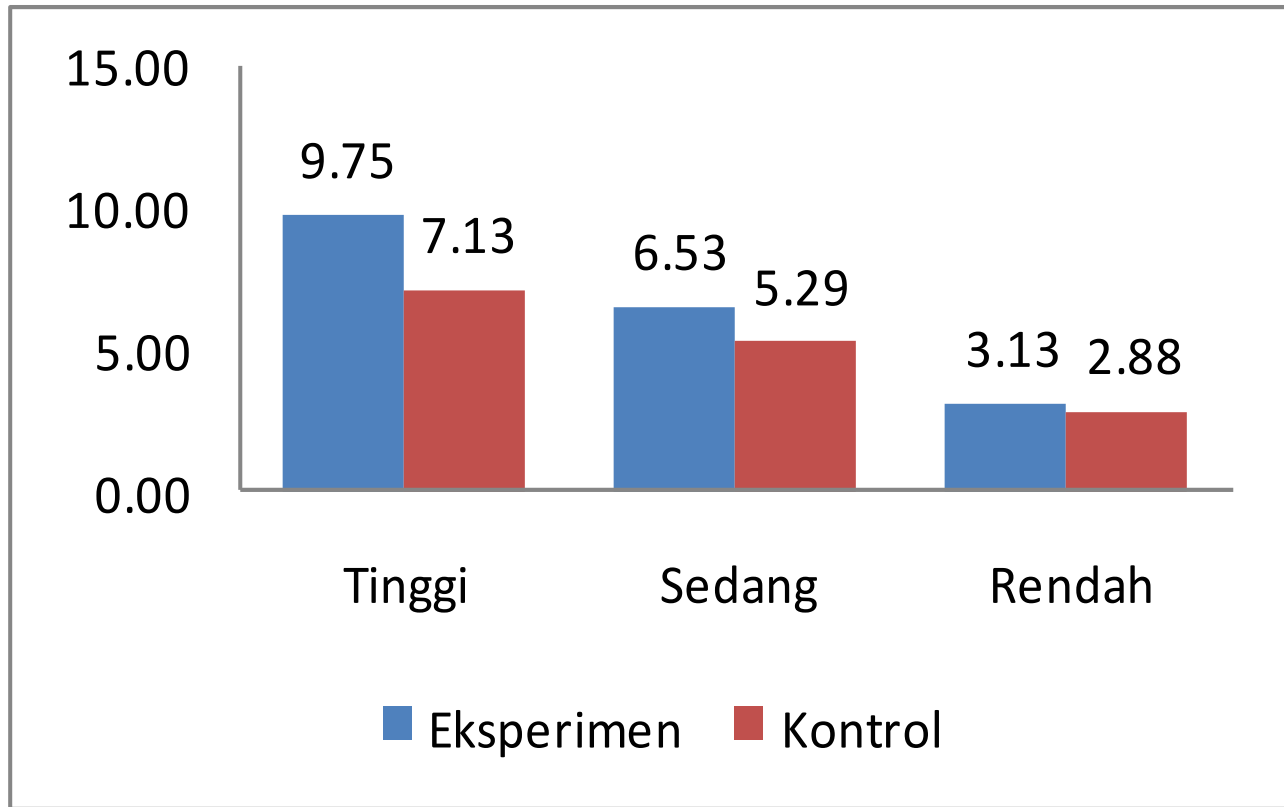
| Siswa | Pemahaman | | Penalaran | | Skor Pemahaman Penalaran | KB |
|----------------------|-----------|-----|-----------|-----|--------------------------|-------|
| | Skor (%) | KB | Skor (%) | KB | | TOTAL |
| S 1 | 100,00 | T | 91,67 | T | 96,43 | T |
| S 2 | 68,75 | T | 50,00 | BT | 60,71 | T |
| S 3 | 68,75 | T | 33,33 | BT | 53,57 | BT |
| S 4 | 56,25 | T | 66,67 | T | 60,71 | T |
| S 5 | 68,75 | T | 75,00 | T | 71,43 | T |
| S 6 | 68,75 | T | 33,33 | BT | 53,57 | BT |
| S 7 | 87,50 | T | 91,67 | T | 89,29 | T |
| S 8 | 81,25 | T | 58,33 | T | 71,43 | T |
| S 9 | 75,00 | T | 66,67 | T | 71,43 | T |
| S 10 | 68,75 | T | 66,67 | T | 67,86 | T |
| S 11 | 56,25 | T | 41,67 | BT | 50,00 | BT |
| S 12 | 68,75 | T | 66,67 | T | 67,86 | T |
| S 13 | 56,25 | T | 41,67 | BT | 50,00 | BT |
| S 14 | 43,75 | BT | 16,67 | BT | 32,14 | BT |
| S 15 | 62,50 | T | 25,00 | BT | 46,43 | BT |
| S 16 | 56,25 | T | 66,67 | T | 60,71 | T |
| S 17 | 56,25 | T | 25,00 | BT | 42,86 | BT |
| S 18 | 68,75 | T | 25,00 | BT | 50,00 | BT |
| S 19 | 50,00 | BT | 25,00 | BT | 39,29 | BT |
| S 20 | 56,25 | T | 41,67 | BT | 50,00 | BT |
| S 21 | 56,25 | T | 58,33 | T | 57,14 | T |
| S 22 | 81,25 | T | 83,33 | T | 82,14 | T |
| S 23 | 75,00 | T | 50,00 | BT | 64,29 | T |
| S 24 | 75,00 | T | 58,33 | T | 67,86 | T |
| S 25 | 93,75 | T | 91,67 | T | 92,86 | T |
| S 26 | 62,50 | T | 25,00 | BT | 46,43 | BT |
| S 27 | 93,75 | T | 83,33 | T | 89,29 | T |
| S 28 | 62,50 | T | 58,33 | T | 60,71 | T |
| S 29 | 62,50 | T | 50,00 | BT | 57,14 | T |
| S 30 | 62,50 | T | 41,67 | BT | 53,57 | BT |
| s31 | 93,75 | T | 58,33 | T | 78,57 | T |
| Jumlah siswa tuntas | | 29 | | 16 | | 19 |
| jml siswa tuntas (%) | | 94% | | 52% | | 61% |



**Rata-rata Skor Pemahaman Konsep
Kelompok Rendah, Sedang dan Tinggi**

UJI PERBEDAAN RERATA SKOR PEMAHAMAN KONSEP
KELOMPOK TINGGI, SEDANG, RENDAH

| | Kelompok | Uji Normalitas | Uji Homogenitas | Uji Perbedaan |
|--------|-----------------|-----------------------|------------------------|----------------------|
| Tinggi | Eksperimen | Normal | Homogen | Terdapat perbedaan |
| | Kontrol | Normal | | |
| Sedang | Eksperimen | Normal | Homogen | Terdapat perbedaan |
| | Kontrol | Normal | | |
| Rendah | Eksperimen | Normal | Homogen | Terdapat perbedaan |
| | Kontrol | Normal | | |



**Rata-rata Skor Penalaran Matematis
Kelompok Rendah, Sedang dan Tinggi**

**UJI PERBEDAAN RERATA SKOR PENALARAN MATEMATIS
KELOMPOK TINGGI, SEDANG, RENDAH**

| | Kelompok | Uji Normalitas | Uji Homogenitas | Uji Perbedaan |
|--------|-----------------|-----------------------|------------------------|--------------------------|
| Tinggi | Eksperimen | Normal | - | Terdapat perbedaan |
| | Kontrol | Tidak normal | | |
| Sedang | Eksperimen | Normal | Homogen | Terdapat perbedaan |
| | Kontrol | Normal | | |
| Rendah | Eksperimen | Normal | - | Tidak terdapat perbedaan |
| | Kontrol | Tidak normal | | |

HASIL PENGOLAHAN ANGGKET

| Aspek | Indikator | No. | Frekuensi | Jawaban | | | | Skor sikap netral | | Skor sikap siswa | | | |
|---|---|-------|-----------|---------|----|-----|------|-------------------|-------|------------------|-------|------|------|
| | | Sifat | skor | SS | S | TS | STS | Item | Kls | Item | Kls | | |
| Pendapat terhadap pembelajaran matematika | Menunjukkan minat siswa terhadap pembelajaran Matematika | 1 | F | 3 | 22 | 6 | 0 | 4 | 3,875 | 4,90 | 4,79 | | |
| | | P | skor | 6 | 5 | 4 | 1 | | | | | | |
| | | 2 | F | 0 | 6 | 23 | 2 | | | | | | |
| | | N | skor | 1 | 3 | 5 | 6 | | | | | 3,75 | 4,68 |
| Pendapat Terhadap pembelajaran Dengan Teknik SOLO/ Superitem | Menunjukkan minat siswa terhadap pembelajaran Matematika dengan teknik SOLO/ Superitem | 5 | F | 1 | 5 | 20 | 5 | 3,312 | 3,312 | 2,65 | 3,375 | | |
| | | N | skor | 1 | 2 | 3 | 5 | | | | | 2,75 | 3,10 |
| | | 12 | F | 6 | 13 | 7 | 5 | | | | | | |
| | | N | skor | 4 | 3 | 2 | 1 | | | | | 2,5 | |
| | | 13 | F | 5 | 17 | 9 | 0 | | | | | | |
| | | P | skor | 6 | 5 | 3 | 1 | | | | | 3,75 | 4,58 |
| | | 15 | F | 1 | 18 | 12 | 0 | | | | | | |
| | P | skor | 7 | 5 | 4 | 1 | 4,25 | 4,68 | | | | | |
| | Menunjukkan kesungguhan siswa dalam mengikuti pembelajaran menggunakan teknik SOLO/ Superitem | 7 | F | 0 | 3 | 26 | 2 | 3,50 | 3,50 | 4,03 | 4,05 | | |
| | | P | skor | 1 | 3 | 4 | 6 | | | | | 3,5 | 4,03 |
| | | 8 | F | 6 | 17 | 8 | 0 | | | | | | |
| | | N | skor | 6 | 5 | 3 | 1 | | | | | 3,75 | 4,68 |
| | | 10 | F | 7 | 18 | 6 | 0 | | | | | | |
| | | P | skor | 6 | 4 | 3 | 1 | | | | | 3,5 | 4,26 |
| 11 | | F | 5 | 12 | 10 | 4 | | | | | | | |
| P | | skor | 4 | 3 | 2 | 1 | 2,5 | | | | | 2,58 | |
| 14 | F | 0 | 14 | 17 | 0 | | | | | | | | |
| P | skor | 1 | 4 | 5 | 8 | 4,5 | 4,55 | | | | | | |
| Menunjukkan manfaat siswa dalam mengikuti pembelajaran menggunakan teknik SOLO/ Superitem | 3 | F | 6 | 8 | 17 | 0 | 3,60 | 3,60 | 4,65 | 4,12 | | | |
| | P | skor | 6 | 5 | 4 | 1 | | | | | 4 | 4,65 | |
| | 4 | F | 6 | 22 | 3 | 0 | | | | | | | |
| | P | skor | 6 | 4 | 3 | 1 | | | | | 3,5 | 4,29 | |
| | 6 | F | 1 | 5 | 18 | 7 | | | | | | | |
| | N | skor | 1 | 2 | 3 | 4 | | | | | 2,5 | 3,00 | |
| | 9 | F | 0 | 5 | 22 | 4 | | | | | | | |
| N | skor | 1 | 3 | 4 | 6 | 3,5 | 4,10 | | | | | | |
| Pendapat Terhadap Soal- Soal Sesuai SOLO/ Superitem | Menunjukkan apresiasi positif siswa terhadap soal-soal sesuai SOLO/ Superitem | 16 | F | 7 | 15 | 8 | 1 | 2,94 | 2,94 | 2,90 | 3,52 | | |
| | | P | skor | 4 | 3 | 2 | 1 | | | | | 2,5 | 2,90 |
| | | 17 | F | 9 | 19 | 3 | 0 | | | | | | |
| | | P | skor | 5 | 4 | 3 | 1 | | | | | 3,25 | 4,19 |
| | | 18 | F | 5 | 12 | 12 | 2 | | | | | | |
| | | P | skor | 4 | 3 | 2 | 1 | | | | | 2,5 | 2,65 |
| 19 | F | 0 | 4 | 20 | 7 | | | | | | | | |
| N | skor | 1 | 3 | 4 | 6 | 3,5 | 4,32 | | | | | | |