

# Form PHP

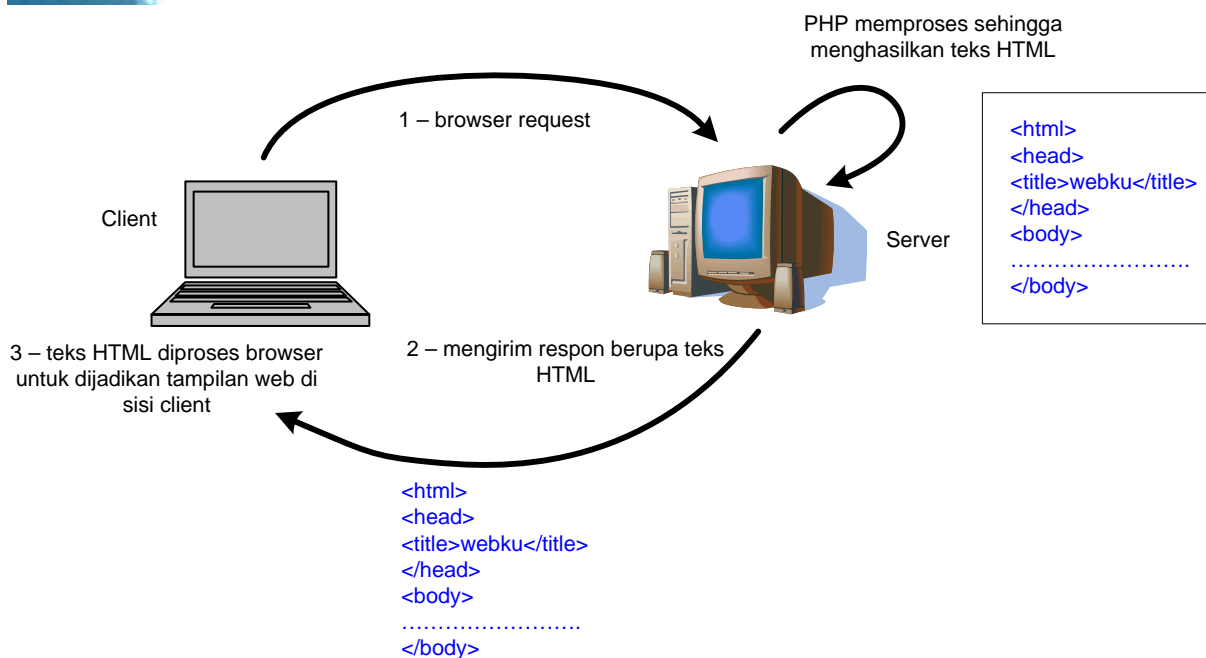
Pemrograman Web  
Rosa Ariani Sukanto

Email: [rosa\\_if\\_itb\\_01@yahoo.com](mailto:rosa_if_itb_01@yahoo.com)

Blog: <http://udinrosa.wordpress.com>

Website: <http://www.gangsir.com>

## Cara Kerja PHP



# Metode Pengiriman Form

```
<form
  action="halaman_yang_dituju"
method="metode" >
.....
</form>
```

misal:


```
<form action="index.php"
method="post">
.....
</form>
```

# Metode Pengiriman Form

- GET
  - metode pengiriman parameter form dengan menampilkan data pada URL

Address  <http://127.0.0.1/progweb/form.php?nama=Rosa&npm=23507024& kirim=++Kirim++>

- POST
  - metode pengiriman parameter form dengan tidak menampilkan data pada URL (melalui saluran socket)

Address  <http://127.0.0.1/progweb/form.php>

```
echo "  
<form action=\"form.php\" method=\"post\">  
<table>  
  <tr>  
    <td>Nama</td>  
    <td>:</td>  
    <td>  
      <input type=\"text\" name=\"nama\" maxlength=\"50\">  
    </td>  
  </tr>  
  <tr>  
    <td>NPM</td>  
    <td>:</td>  
    <td>  
      <input type=\"text\" name=\"npm\" maxlength=\"20\">  
    </td>  
  </tr>  
  <tr>  
    <td colspan=\"3\">  
      <input type=\"submit\" name=\" kirim\" value=\" Kirim \"/>  
    </td>  
  </tr>  
</table>  
</form>  
";
```

## Hasilnya

Nama :

NPM :

```
$nama = $_GET["nama"];  
$npm = $_GET["npm"];
```

```
echo "
```

```
<form action=\"form.php\" method=\"post\">  
<table>  
  <tr>  
    <td>Nama</td>  
    <td>:</td>  
    <td>  
      <input type=\"text\" name=\"nama\" maxlength=\"50\" value=\"\".$nama.\">  
    </td>  
  </tr>  
  <tr>  
    <td>NPM</td>  
    <td>:</td>  
    <td>  
      <input type=\"text\" name=\"npm\" maxlength=\"20\" value=\"\".$npm.\">  
    </td>  
  </tr>  
  <tr>  
    <td colspan=\"3\">  
      <input type=\"submit\" name=\"kirim\" value=\" Kirim \">>  
    </td>  
  </tr>  
</table>  
</form>  
";
```

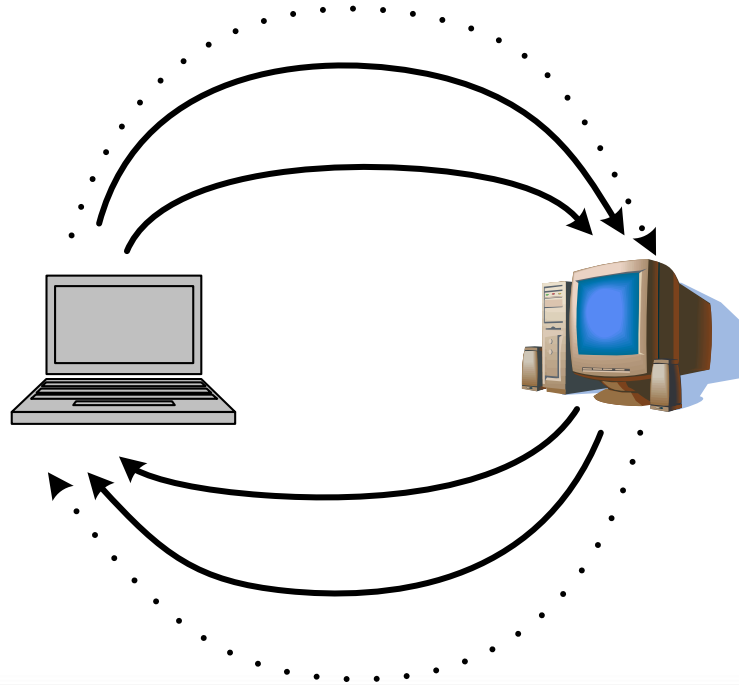
```
$nama = $_POST["nama"];  
$npm = $_POST["npm"];
```

```
echo "
```

```
<form action=\"form.php\" method=\"post\">  
<table>  
  <tr>  
    <td>Nama</td>  
    <td>:</td>  
    <td>  
      <input type=\"text\" name=\"nama\" maxlength=\"50\" value=\"\".$nama.\">  
    </td>  
  </tr>  
  <tr>  
    <td>NPM</td>  
    <td>:</td>  
    <td>  
      <input type=\"text\" name=\"npm\" maxlength=\"20\" value=\"\".$npm.\">  
    </td>  
  </tr>  
  <tr>  
    <td colspan=\"3\">  
      <input type=\"submit\" name=\"kirim\" value=\" Kirim \">>  
    </td>  
  </tr>  
</table>  
</form>  
";
```

# Cookies

- *cookies* menyimpan data di sisi klien
- biasanya disimpan melalui *cache* browser



3 – browser request  
mengirim is

1 – browse

# Cookies

- Intinya sebuah data yang disimpan di memori *user*
- Tidak direkomendasikan karena kejadian di sisi *user* lebih rentan dan tidak bisa dicegah vendor

2 – mengirim  
cookies yang

engirim res  
s yang har

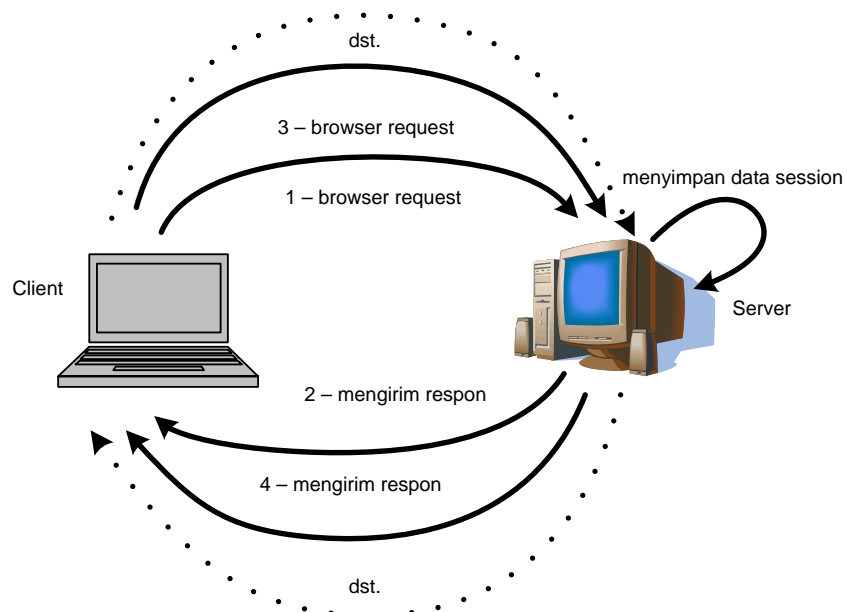
dst

# Cookies

```
setcookie("namaku", "Rosa");  
  
$namaku = $_HTTP_COOKIE_VARS["namaku"];  
echo "namaku: $namaku<br/>";  
  
$_COOKIE["namaku"] = "Ariani";  
  
$namaku = $_COOKIE["namaku"];  
echo "namaku: $namaku<br/>";
```

# Session

- *session* menyimpan data di sisi server
- disimpan di memori server





# Session

- Biasa digunakan untuk proses login, menandai apakah *user* yang akan mengakses halaman telah login atau belum
- Lebih direkomendasikan daripada cookies
- `session_start()` harus ada sebelum ada teks/kode HTML yang ditampilkan ke layar



# Session

```
session_start();

$_HTTP_SESSION_VARS["namaku"] = "Rosa";
$namaku = $_HTTP_SESSION_VARS["namaku"];
echo "namaku: $namaku<br/>";

$_SESSION["namaku"] = "Ariani";
$namaku = $_SESSION["namaku"];
echo "namaku: $namaku<br/>";
```

```

$namea = $_POST["nama"];
$npm = $_POST["npm"];

if ((!empty($nama)) && (!empty($npm))) {
    session_start();
    $_SESSION["nama"] = $nama;
    $_SESSION["npm"] = $npm;
    header("Location:page2.php");
}

$msg = $_GET["msg"];

if (!empty($msg)) {
    echo "Anda harus login dulu<br/>";
}

echo "
<form action=\"form.php\" method=\"post\">
<table>
  <tr>
    <td>Nama</td>
    <td></td>
    <td>
      <input type=\"text\" name=\"nama\" maxlength=\"50\" value=\"\".$nama.\">
    </td>
  </tr>
</table>

```

.....

## Session untuk Halaman Login

- halaman page2.php

```

session_start();

if ((!empty($_SESSION["nama"])) && (!empty($_SESSION["npm"]))) {
    echo "Anda sudah login<br/>";
} else {
    header("Location:form.php?msg=1");
}

```



# Form untuk Upload File

```
if (empty($_FILES['userfile']['name'])) {
    $source = $_FILES['userfile']['name'];
    $dest = "upload/".$_FILES['userfile']['name'];

    if (move_uploaded_file($_FILES['userfile']['tmp_name'], $dest)) {
        echo "<a style='color: #FF0000;'>File berhasil di-upload</a><br/>";
    } else {
        echo "<a style='color: #FF0000;'>Upload gagal</a><br/>";
    }
}

echo "
<html>
<head>
<title>Contoh Form Upload dengan PHP</title>
</head>
<body>
<p>Contoh Form Upload dengan PHP</p>
<form enctype="multipart/form-data" action="upload.php" method="post">
  <input type="hidden" name="MAX_FILE_SIZE" value="15000000" />
  Upload File Ini: <input name="userfile" type="file" /><p>
  <input type="submit" value="Upload" /> </p>
</form>
<p>&nbsp;</p>
</body>
</html>
";
```

## Hasilnya

Contoh Form Upload dengan PHP

Upload File Ini:

# Mengirim Pesan ke Email

```
mail("alamat_email_tujuan", "Judul/Subyek Email", "Isi email, enter menggunakan \n");
```

```
mail("rosa_if_itb_01@yahoo.com", "Hallo Bu", "Hallo Bu\nHe he he he he...");
```

# Keamanan Proteksi File di Server

- Setiap Folder yang dibuat sebisa mungkin diberi *file* index agar nama-nama file dalam folder tidak diketahui orang

```
] <?
    header ("Location: ../index.php");
- ?>
```